

Newsletter

InFocus at DVCC



Learn, Develop, Share, Support

20th April 2025

Caption

This week's meeting - Skateboarding and Portraits

As a camera club we strive to ensure we have a mixed and varied programme of event for you to explore your photography "likes" and "dislikes" and to provide challenges which offer something that is perhaps new. In a few week's time there is a planning meeting to enable you to put forward ideas as to what we could add to the programme

So this week we are going to have two photography events on at the same time (weather permitting), Gill has organised a skateboarder to come along so you can have a go at capturing the joy and skill of skateboarding - this will be in the "blue hour" of light so if you have a flash for your camera you might want to use that and you might want to explore what is known as rear curtain synch. In rear curtain synch your flash fires just as the shutter closes and freezes the motion - if you have a relatively slow shutter speed than you might well also capture the motion

trails. Rear curtain synch puts the motion trails behind the moving subject.

We will set up a studio in the club house so your can have a go at doing portraits: head and shoulder, full length Try exploring what you can do to achieve a 'classical' renaissance style portrait by moving the light source, and angling the light source.



Some upcoming events:

Not necessarily DVCC attended event but here are some event you might like to pop into your diary

YPU awards and Exhibition
Doncaster Grammar School,
10th May then Doncaster
Museum

Society of Photographers
Roadshow, Wetherby
Racecourse 13th May 2025

Rugby Union 7 a side
competition in Hemsworth
10:00 to circa 5:00pm on
14th June

Steam Punk Festival at
Bolsover Castle, (English
Heritage Site) on 29th June

Equestrian Eventing, Show
jumping and dressage at
Frickley Park, 14th to 17th
August 2025

Downhill bike racing time
trials, Peaty's DownHill
Series, City of Steel in
Grenoside woods, Sheffield
13th September 2025

Capturing the Action: Skateboarding in the Blue Hour

Photographing a skateboarder during the blue hour – that magical time just after sunset – can produce some stunning images. The deep blue tones of the sky make a great backdrop, but there's not much light, so you'll need to plan a little.

Special Note:

This week sessions (23rd April 2025) will be an indoor and outdoor session.

Could you please arrive for 6.45pm ready and set up for a 7pm prompt start.

We have a skateboarder coming that will do some outdoor skateboarding shots in the skate park and we also have another model coming to do some indoor studio work.

We will split into two groups- with one group starting in skatepark and the other in the studio. Then at about 8:00 swap over.

So It is important please that you let us know if you intend to be there as we will split the number of members into two groups so that everyone gets an opportunity to shoot both models with adequate time.

Start by setting your camera to shutter priority or manual mode. You'll want a fairly fast shutter speed (around 1/250 or faster) to freeze the motion. A wider aperture (like f/2.8 or f/4) helps let in more light, and bumping up your ISO to 800 or 1600 can also help in the low light.

One great technique in this setting is using *fill flash with rear curtain sync*. That might sound technical, but it just means your flash will fire at the end of the exposure, not the start. This creates a sharp image of the skateboarder, with a slight motion trail behind them, giving a sense of speed and action. If you're using a flash, perhaps dial it down a bit (try -1 EV) so it doesn't overpower the natural light. The idea is to light your subject just enough while keeping the moody, natural tones of the blue hour.

Don't forget to talk to the skateboarder! Agree on the best spots and moves, and shoot in bursts to catch the perfect moment. Experiment, review, and tweak settings as you go. Have fun and don't worry if every shot isn't perfect – action photography is all about timing and practice!

Classic Portraits Using the studio light

Some hints and tips: Start by placing your softbox at about a 45-degree angle to your subject, slightly above eye level, pointing down. This setup creates beautiful shadows on one side of the face – a classic technique known as *Rembrandt lighting* when a triangle of light appears under one eye. Use a dark / black backdrop or a dark wall for a dramatic, painterly feel.

Set your lights to a low power (like 1/32 or 1/16). You want soft, controlled light – not a blast of brightness. Use your camera in manual mode with a shutter speed of 1/160, aperture around f/

5.6 to f/8, and ISO 100 for clean, sharp results.

Not everyone has experience directing a model, so keep it simple: ask your subject to turn their body slightly away from the light, then turn their face gently back toward it. Look for a relaxed, thoughtful expression.

Look to see if there are any props that you might make use of to enhance the story in your photograph

Photo Album:


No photograph album this week but we are 'promoting' a local venue (thank you to David Balls) which has lots of activities planned which will offer some great photography opportunities, and if you're thinking of going and would like some photography company let folks know via the DVCC MEMBERS Facebook page or the Whats App group. By way of reminder DVCC Members Facebook is private to members of the camera club, whereas the Facebook page "Deanre Valley Camera Club" is public.

Exhibitions

From the Earth Comes Light: Women, Creativity, and Mining in 20th Century Britain

Fri 4 April – Sun 28 Sep 2025
 Exhibition Space, The Hub

Discover the untold stories of women in twentieth-century British mining through the eyes of Guest Curator Jennifer Jasmine White. This groundbreaking exhibition at NCMME showcases artworks that highlight women's significant roles and contributions to mining, as narrated by the women themselves. For the first time, their artistic impact on mining's cultural history is celebrated, offering fresh and essential perspectives that resonate today. Don't miss this unique opportunity to explore the vital connections between women and mining.




From Coal Queens to Comedy Kings: The Sculptures of Graham Ibbeson

Until 7 Sep 2025 Sitewide Trail

This captivating sculpture trail leads you around our beautiful inside and outside spaces, introducing memorable moments of mining history and much-loved performers. Figures include Coal Widow, part of the Oaks Disaster Memorial, on loan from the NUM as well as celebrated performers such as Eric Morecambe, Laurel & Hardy and Ken Dodd.

Get involved during your visit by striking the famous poses of the characters and tagging the museum's social media pages using [#CoalQueensComedyKings](#)



Bold as Brass

Sat 7 June: 10.30am–6.30pm
 Sitewide
 Free, just turn up

Join us for our annual brass bands march & entertainment contest, in partnership with Brass Bands England. Brass bands from across the country will be performing throughout the day for a variety of prizes including 'most entertaining', 'best march' and the all-important 'People's Choice' where you get a chance to vote for your favourite performance. Live music, beer tent & street food all day, remember to grab your camping chairs and picnic blankets!



1940s Day

Sat 21 June: 10am–4pm
 Sitewide
 Free, just turn up

Join us for a day inspired by the 1940s. Enjoy live music, explore stalls with unique items, savour sweet treats, admire classic cars, and enjoy some dancing. Dressing up in your best 1940s attire is highly encouraged! If you miss out on Saturday's fun, we'll have a vintage bus on the Sun 22 June courtesy of South Yorkshire Transport Museum.



Classic Car Rally

Sat 28 June: 10am–4pm
 Pit Yard
 Free, just turn up

See Caphouse Colliery come to life for a Classic Car Rally with vintage and classic motors on display in the museum's Pit Yard.



Don't miss
Geology Rocks on
Sat 26 April

See page 11 for full details

Talks and Tours

Discover our History

Why's Our Water Orange?

Last Saturday of the month (volunteer dependent):
1.30pm–2.15pm
 Meet at Reception
 Free, just turn up

Discover how we pump and purify orange mine water, through our innovative water treatment system.

Heritage Walk

Thu 17 Apr, Thu 15 May & Thu 10 Jun: 10am–12pm
 Meet at Reception
 Free, pre-bookable

Enjoy a country walk? Fascinated by local heritage? Join us for a countryside circular walk around the museum and discover shadows of the industry.

Captured History: Photography Walk

Fri 11 Apr, Fri 9 May & Fri 13 Jun: 11am–12pm
 Meet at Reception
 £1.50, pre-bookable

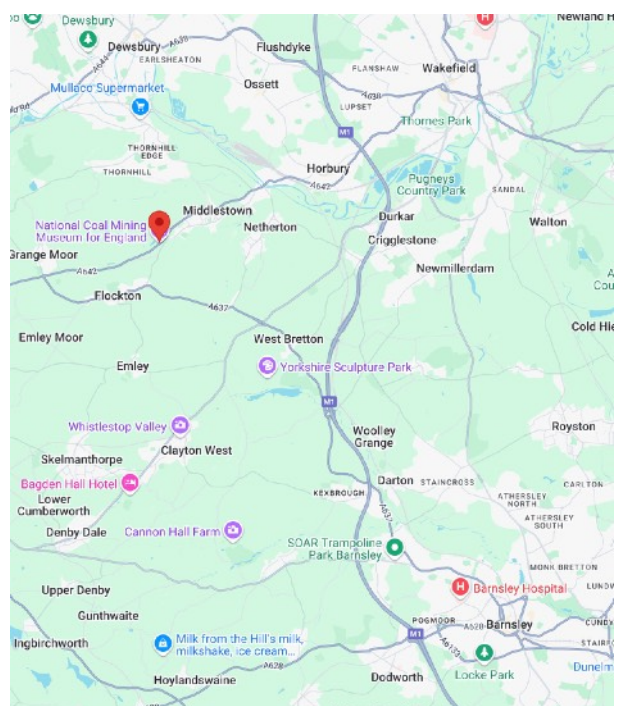
Whether you're a seasoned photographer or a curious beginner, bring along your camera or smart phone and join our guided photography walk, led by our expert Volunteer Roy, and discover the amazing spaces of the museum.

Steam Winder Demos

Weekends and school holidays:
 Demos throughout the day
 Steam Winding House, Caphouse
 Free, just turn up

See how a few puffs of steam can work with some giant machinery to move the mighty Pit Wheel.



Look ups and Links.

None of these are endorsed by DVCC, they are things I've found on t'internet that might (or might not) be helpful and or interesting and offer you some places to go

[National Coal Mining Museum](#)

[Brodsworth Hall](#)

Steam Punk Doncaster on May 10th 2025

[The Steampunk Explorer](#)

Calendar of events - Look on the website for the new schedule.

23/04/2025	Wed	Wath	Skateboarding and portraits
01/05/2025	Thu	ZOOM	External Speaker: <u>Mike Martin</u> "It's not what you see its what you make". Mike describes this as a mixed evening - in addition to an overview of his people photography, he also showcases some of his non-portrait photography, and step by step walk through making of some of my creative images using a live Photoshop demo and sharing some of my creative projects during lockdown.
7/05/2025	Wed	Wath	Practical: Still life and or product photography. Bring some items from how to enable you to build both a 'set' and some subject material
14/05/2025	Wed	ZOOM	Tutorial: Using software to create composite images
21/05/2025	Wed	Wath	Members Photography Journey: Gill Batson
28/05/2025	Wed	Wath	Planning

Look out for the minor changes to the events over next few week

Get your thinking caps on, last meeting of this season is about planning the next set of events. Probably do this in small groups to establish the sort of activities and events we want to explore, challenge ourselves, and enjoy. Its your chance to influence the calendar.